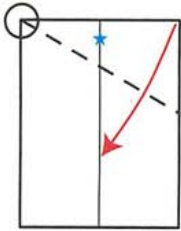
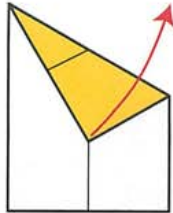


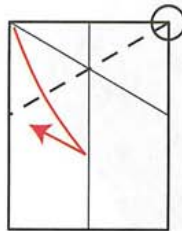
# Comet



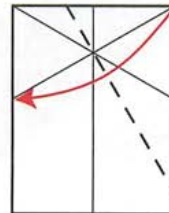
1. Valley fold in half and unfold. Then fold the top right corner to the crease, making sure the fold starts from the top left-hand corner.



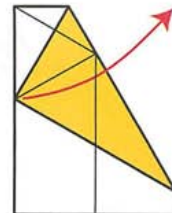
2. Undo the fold made in step 1.



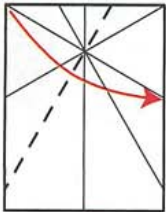
3. Repeat step 1 in mirror-image, crease, then unfold.



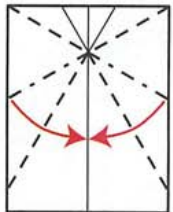
4. Fold the top right corner onto the other end of the crease made in step 3.



5. Undo the fold made in step 4.



6. Repeat step 4 in mirror-image, crease, then unfold.



7. Collapse into the form shown in picture 8.



8. Fold the front wings in half as shown.



9. Fold the tip of the nose downward.



10. Make the wing creases and arrange to match the flight profile.

