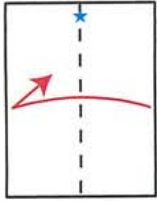
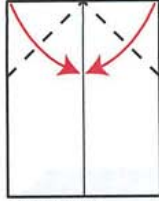


Assegai



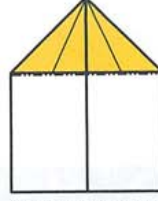
1. Fold in half, then unfold.



2. Fold both top corners inward to the center crease.



3. Fold the sloping edges to the center crease, then unfold.



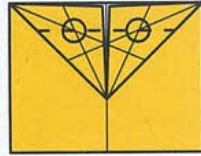
4. Mountain fold the top point. Flip over.



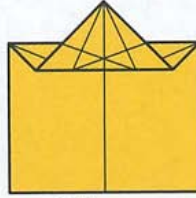
5. Fold the top layers as shown, crease, then unfold.



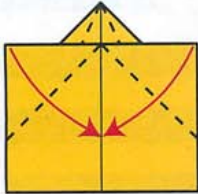
6. Repeat step 5 on left side.



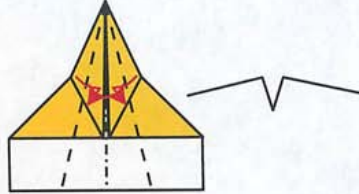
7. Fold the front point upward using the crease intersections marked with circles to locate the fold.



8. Flip over.



9. Fold the top corners of the front layers inward. As you do this the paper will collapse into the shape shown in step 10.



10. Make the wing creases. Mountain fold in half. Arrange the wings to match the profile.

